

Mito sospeso 40 fix flat lighting effects

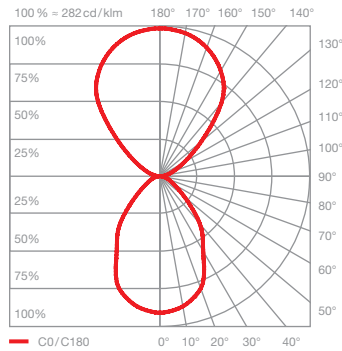


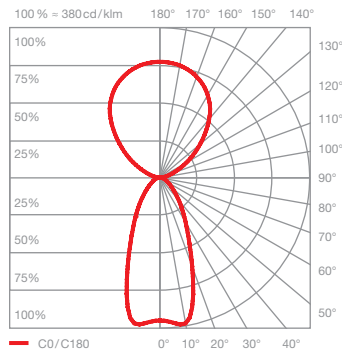
table (wide)

wide light beam (up and down), beam angle approx. 80° (down)

inserts: wide / flood

luminous flux : high color 40 W 2220 lm

UGR (4H8H) < 19



room (narrow)

concentrated light downwards, beam angle approx. 50°, diffuse upwards

inserts: narrow / diffuse

luminous flux : high color 40 W 2140 lm

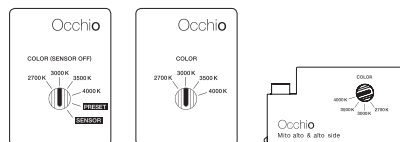
UGR (4H8H) < 19*

*The standardized indication of glare values (UGR value - 4H8H) is not quite significant for annular luminaires. In most real applications the result of an individual calculation is a UGR value < 19. Therefore, we recommend to carry out a calculation which can be prepared by our lighting design team (lightingdesign@occhio.de).

control options

Control

Mito set box



sospeso / aura / sfera / sfera su / volo

soffitto / alto flat / aura alta

alto & alto side

sospeso / aura / sfera / volo:

COLOR (Sensor off)
adjustable color temperature (4 stages)
trailing-edge phase cut dimming possible

PRESET (sospeso / aura / volo)
adjustable color temperature (4 stages)
adjustable up / down light intensity (5 stages)

PRESET (sfera)
color temperature adjustable (4 stages)
light intensity adjustable (5 stages)

SENSOR

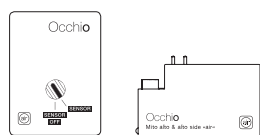
»touchless control« (gesture control)
switching, dimming, up / down fading*
»color tune« (color temperature continuously adjustable) no external dimming possible

soffitto / alto / alto side / aura alta:

COLOR
adjustable color temperature (4 stages)
trailing-edge phase cut dimming possible

*not with sfera

Mito »air« box



sospeso / aura / sfera / volo

alto & alto side



Occhio air (Bluetooth control using Occhio air app) or air controller (optional) control of individual luminaires, groups and scenes

sospeso / aura / sfera / volo:

SENSOR
»air« + »touchless control« (Bluetooth- and gesture control)
control via »touchless control« and Occhio air app or »air« controller

SENSOR OFF

»air«
control via Occhio air App or »air« controller
switching, dimming, up / down fading »color tune« (color temperature continuously adjustable)



terra / raggio / largo / soffitto / alto flat / aura alta

terra / largo / raggio:

»air«, »touchless control« (largo / raggio / terra) and »body sensor« (raggio / terra) (Bluetooth- and gesture control) control via »touchless control«, »body sensor« and Occhio air App or »air« controller

alto / alto side / aura alta:

»air« (Bluetooth - control)
control via Occhio air App or »air« controller
switching, dimming »color tune« (color temperature continuously adjustable), up / down fading (aura alta)

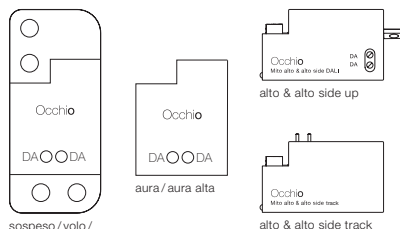
»ambient light control« (terra)
adjustment to ambient light

»presence sensor« (terra)
presence identification and automatically shutdown by presence sensor

deactivation and adjustable via control and sensor with »air« app

with Mito »air« box no external dimming possible

Mito DALI box (control via DALI)



sospeso / volo / soffitto / alto flat

aura / aura alta

alto & alto side track

sospeso / aura / aura alta / volo:

– color tune adjustable*
– adjust continuously dimming
– up + downlight separate controllable (two DALI addresses needed)
– no »touchless control«, no fading

soffitto / alto / alto side:

– color tune adjustable*
– continuously dimming

* DALI controller DALI Device type 8 (DT8) for controlling of the color tune necessary further signs on www.occhio.com/dali

Mito sospeso 40 fix flat DALI connection diagram

A maximum of 32 Mito sospeso units can be assigned to each DALI circuit.

The Mito sospeso requires two DALI addresses per luminaire, which enables control of the top and bottom sides via their own respective DALI address. The maximum output is reached if both DALI luminaires (top and bottom side) are set to maximum brightness (40 W = 20 W up and 20 W down; 60 W = 30 W up and 30 W down).

The Mito sospeso units can be organized into as many as 16 groups and equipped with an additional 16 scenarios (predefined settings).

Using a DALI short address, they can be actuated and configured individually. In addition, the bi-directional data transfer lets users query the state / status of individual luminaires.

You can find more detailed information at www.occhio.com/dali.

